



2 bed park home to buy in TS24

Easington Road, Hartlepool, Hartlepool, Durham, TS24 9SJ




£20,000 Starting Bid

 x 2  x 1  x 1

Tenure

Leasehold

Property features

-  Two Bedrooms Park Home
-  Open-Plan Living & Kitchen
-  Driveway

Driveway parking

Key Information

- ✓ Council Tax: Band A
- ✓ Heating supply: Gas

Arrange a viewing

Nicola Rothwell
Assistant Manager
The Hub

0191 541 2141
thehub@pattinson.co.uk

- ✓ Flexible viewing slots
- ✓ Accompanied viewings

Description

Pattinson Estate Agents are pleased to offer this two bedroom Park Home for over 50's located on Seaview Residential Park, Hartlepool.

The property is immaculate inside and out, briefly consisting of Entrance hall, Open-Plan living & kitchen, Master bedroom with a walk in wardrobe, Second Bedroom and Family bathroom.

To the external, a paved driveway and low maintenance.

Seaview Residential Park is a well-designed private gated community within a tranquil environment close to the outskirts of Hartlepool.

A Seaview Residential Park is an ideal purchase for those wishing to enjoy the features of a traditional home, yet with the added benefit of been affordable, a well-maintained, secure site - in a friendly welcoming community. All homes on Seaview Residential Park are tiered on a sloping hill, coastal location with their own plots with abundant space to ensure privacy between neighbours.

To book your site and property viewing, please call Pattinson's on 0191 5412141

Council Tax Band: A

Tenure: Leasehold

Price: Starting Bid £20,000

Property Type: Park Home

Parking: Driveway

Heating: Gas

External Front

Paved driveway to the front elevation.



Hallway

Access via UPVC door, radiator and carpet.



Living Room

Double glazed window to the front and side elevation, electric fire, radiator, carpet and sliding door leading to the driveway.



Kitchen

Double glazed window to the side elevation, a range of wall and base units with contrasting work surfaces, sink and drainer unit, gas cooker with oven, plumbed for a washing machine and vinyl flooring.



Bedroom 1

Double glazed window to the side elevation, fitted wardrobes, radiator and carpet.



Bedroom 2

Double glazed window to the side elevation, radiator and carpet.

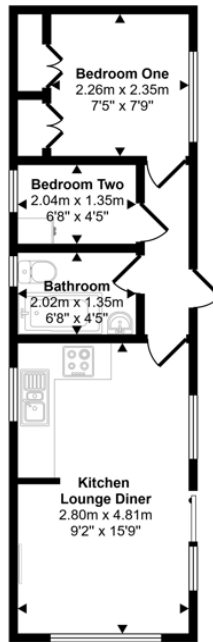


Bathroom

Double glazed windows to the side elevation, three piece suite comprising; low level w/c, wash basin with stainless steel taps, bath with overhead shower, radiator, partly tiled walls and vinyl flooring.



Approx Gross Internal Area
29 sq m / 310 sq ft



Floorplan

This floorplan is only for illustrative purposes and is not to scale. Measurements of rooms, doors, windows, and any items are approximate and no responsibility is taken for any error, omission or mis-statement. Icons of items such as bathroom suites are representations only and may not look like the real items. Made with Made Snappy 360.

Easington Road, Hartlepool, Hartlepool, Durham, TS24 9SJ

Contact your local branch today for more information on this property:

**Level 2 Yoden Way, Peterlee, Durham, SR8 1BP, Tel: 0191 541 2141, thehub@pattinson.co.uk,
www.pattinson.co.uk**

These particulars, whilst believed to be accurate are set out as a general outline only for guidance and do not constitute any part of an offer or contract. Intending purchasers should not rely on them as statements of representation of fact, but must satisfy themselves by inspection or otherwise as to their accuracy. No person in this firm's employment has the authority to make or give any representation or warranty in respect of the property.

