



2 bed terraced house to buy in

Pickard Close, Peterlee, Durham, SR8 5LZ

£89,000




 x2  x1  x1

Tenure

Freehold

Driveway parking

Property features

-  Two Bedroom Terrace
-  Driveway
-  Conservatory

Key Information

- ✓ Council Tax: Band A
- ✓ Heating supply: Gas

Arrange a viewing

Claire Nasir
Senior Manager
Peterlee

0191 5183521
peterlee@pattinson.co.uk

- ✓ Flexible viewing slots
- ✓ Accompanied viewings

Description

We are delighted to offer to the market this charming two-bedroom terraced property located in the desirable area of Peterlee. This lovely home is ideally suited for first-time buyers, couples, or small families.

Upon entering the property, you are welcomed by a cosy reception room, suffused with natural light, perfect for both relaxing or entertaining. The kitchen is comprehensively fitted with modern appliances and storage options—perfect for those who enjoy cooking.

The property offers two well-proportioned bedrooms, awash with light and boasting an airy feel. The accommodation is complemented by a modern, fully fitted bathroom adorned with quality, contemporary fixtures.

Not to be overlooked is the delightful conservatory, offering an additional living space to unwind or ideal as a dining area, affording lovely views of your outdoor space.

Externally, the property benefits from a driveway, providing off-street parking—a valued feature in this location.

Opportunities like this in Peterlee do not come up often! This residential sale promises the potentials of a warm, inviting home coupled with great local amenities and transport links. With its blend of comfortable living spaces and modern conveniences, this home invites you to move in and start making your own memories. Book your viewing today, so you won't miss out on this fantastic opportunity.

Council Tax Band: A

Tenure: Freehold

Price: £89,000

Property Type: Terraced House

Parking: Driveway

Listed property: No

Conservation area: No

Heating: Gas

Water meter: No

Front Exterior



Living Room

5.60m x 3.40m (18'4" x 11'1")

A lovely spacious room which leads into the conservatory



Additional Photo



Kitchen

Modern kitchen with plenty of base and wall units.



Bedroom 1

4.70m x 2.60m (15'5" x 8'6")

Large double bedroom benefitting from two windows.



Bedroom 2

3.00m x 2.50m (9'10" x 8'2")



Shower Room

Modern shower room with large walk in shower, w.c and vanity sink unit.



Conservatory

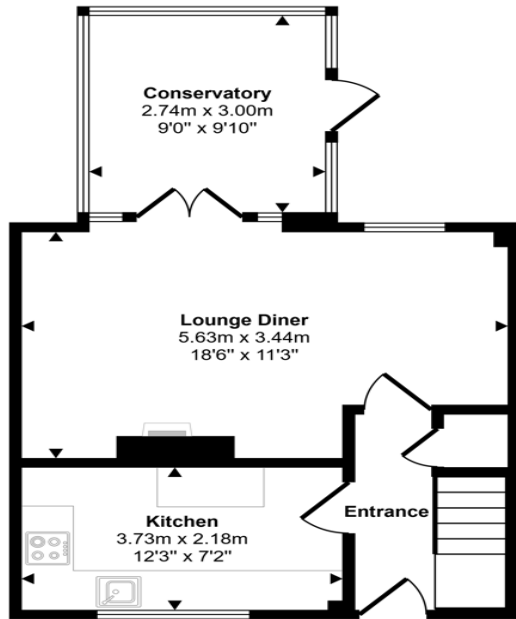
3.00m x 2.70m (9'10" x 8'10")



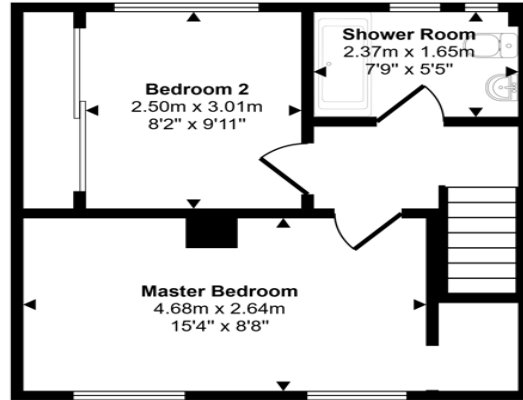
Rear Garden



Approx Gross Internal Area
75 sq m / 809 sq ft



Ground Floor
Approx 42 sq m / 448 sq ft



First Floor
Approx 33 sq m / 360 sq ft

This floorplan is only for illustrative purposes and is not to scale. Measurements of rooms, doors, windows, and any items are approximate and no responsibility is taken for any error, omission or mis-statement. Icons of items such as bathroom suites are representations only and may not look like the real items. Made with Made Snappy 360.

Pickard Close, Peterlee, Durham, SR8 5LZ

Contact your local branch today for more information on this property:

**2 Yoden Way, Peterlee, County Durham, SR8 1BP, Tel: 0191 5183521, peterlee@pattinson.co.uk,
www.pattinson.co.uk**

These particulars, whilst believed to be accurate are set out as a general outline only for guidance and do not constitute any part of an offer or contract. Intending purchasers should not rely on them as statements of representation of fact, but must satisfy themselves by inspection or otherwise as to their accuracy. No person in this firm's employment has the authority to make or give any representation or warranty in respect of the property.

