



3 bed semi-detached house to buy in DN21

Woodfield Road, Lincolnshire,
Gainsborough, Lincolnshire, DN21 1RB

£55,000 Starting Bid

🏠 x3 🚗 x1 🚻 x2

Tenure

Freehold

Off Street parking

Property features

- ✓ Being Sold via Secure Sale online bidding. Terms & Conditions apply.
- ✓ Three Bedrooms
- ✓ In Need of Modernisation
- ✓ Off Road Parking
- ✓ EPC Rating F

Key Information

- ✓ Council Tax: Band A
- ✓ EPC Rating: F
- ✓ Heating supply: Gas

Arrange a viewing

Jason Nicholson
Branch Manager
North Auction

0191 425 1510
north@pattinson.co.uk

- ✓ Flexible viewing slots
- ✓ Accompanied viewings

Description

Three bedroom / semi detached / non-standard construction / in need of modernisation / off-road parking / council tax band A / no onward chain

Council Tax Band: A

Tenure: Freehold

Price: Starting Bid £55,000

Property Type: Semi-detached house

Parking: Off Street

Heating: Gas

Entrance

Lounge

3.96m x 4.55m (12'11" x 14'11")

Fitted carpet, radiator, fireplace with surround, door to the dining room, and window to front aspect.

Dining Room

3.64m x 2.72m (11'11" x 8'11")

Fitted carpet, radiator and patio door to rear garden

Kitchen

2.41m x 3.58m (7'10" x 11'8")

Fitted kitchen comprising of; wall and base units, stainless steel sink with taps and door to rear garden.

First Floor Accommodation

Bedroom One

3.03m x 3.45m (9'11" x 11'3")

Fitted carpet, storage cupboard, radiator and window to front aspect.

Bedroom Two

3.45m x 3.59m (11'3" x 11'9")

Fitted carpet, radiator, storage cupboard and window to rear aspect

Bedroom Three

2.52m x 2.71m (8'3" x 8'10")

Fitted carpet, radiator over stairs storage cupboard and window to front aspect.

Bathroom

2.52m x 1.57m (8'3" x 5'1")

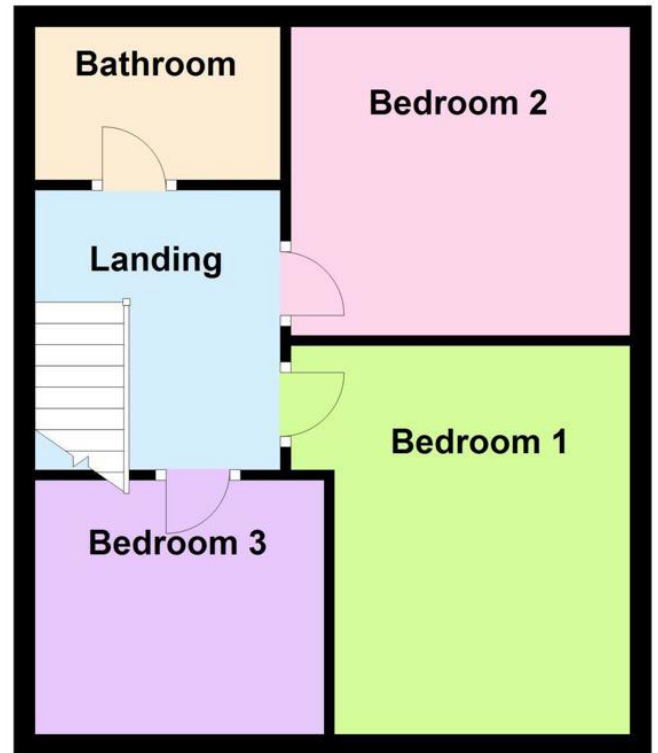
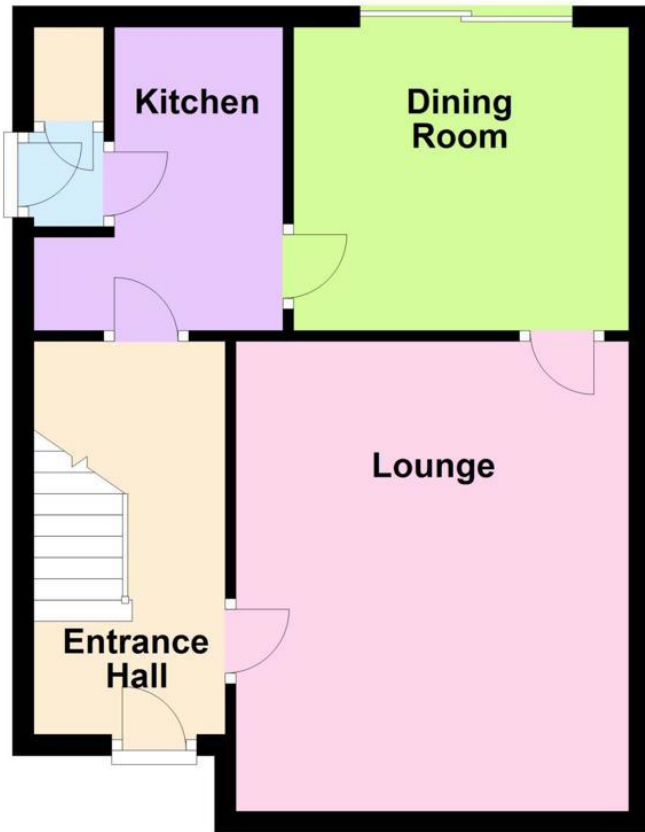
Fitted three-piece suite comprising of bath with overhead shower attachment, low-level WC hand wash basin and window to rear aspect.


Outside

To the front of the property is a mainly laid to lawn garden with parking space for multiple vehicles. To the rear of the property is a private garden enclosed by fencing and forest views to the rear.

Ground Floor

First Floor



Energy Efficiency Rating		
	Current	Potential
<i>Very energy efficient - lower running costs</i>		
(92-100) A		
(81-91) B		
(69-80) C		78
(55-68) D		
(39-54) E		
(21-38) F	28	
(1-20) G		
<i>Not energy efficient - higher running costs</i>		
England, Scotland & Wales		EU Directive 2002/91/EC 

Woodfield Road, Lincolnshire, Gainsborough, Lincolnshire, DN21 1RB

Contact your local branch today for more information on this property:

Mercantile House Silverlink, Wallsend, Tyne and Wear, NE28 9NY, Tel: 0191 425 1510, north@pattinson.co.uk, www.pattinson.co.uk

These particulars, whilst believed to be accurate are set out as a general outline only for guidance and do not constitute any part of an offer or contract. Intending purchasers should not rely on them as statements of representation of fact, but must satisfy themselves by inspection or otherwise as to their accuracy. No person in this firm's employment has the authority to make or give any representation or warranty in respect of the property.

